


PRESERVING HISTORY- PROTECTING DEMOCRACY

MARK A. LUNN
Clerk-Recorder,
Registrar of Voters



Functions

- Birth, Death and Marriage Records
- Oaths
- Recording
- Marriage Licenses
- Marriage Ceremonies
- Notary Public
- Fictitious Business Name Statements
- Process Server Registrations
- Humane Officer Filings
- Certificate of Aliveness
- Docked Horse Registrations
- Roster of Public Agencies
- Professional Registrations
- Voter Registration
- Election Administration

Management Team



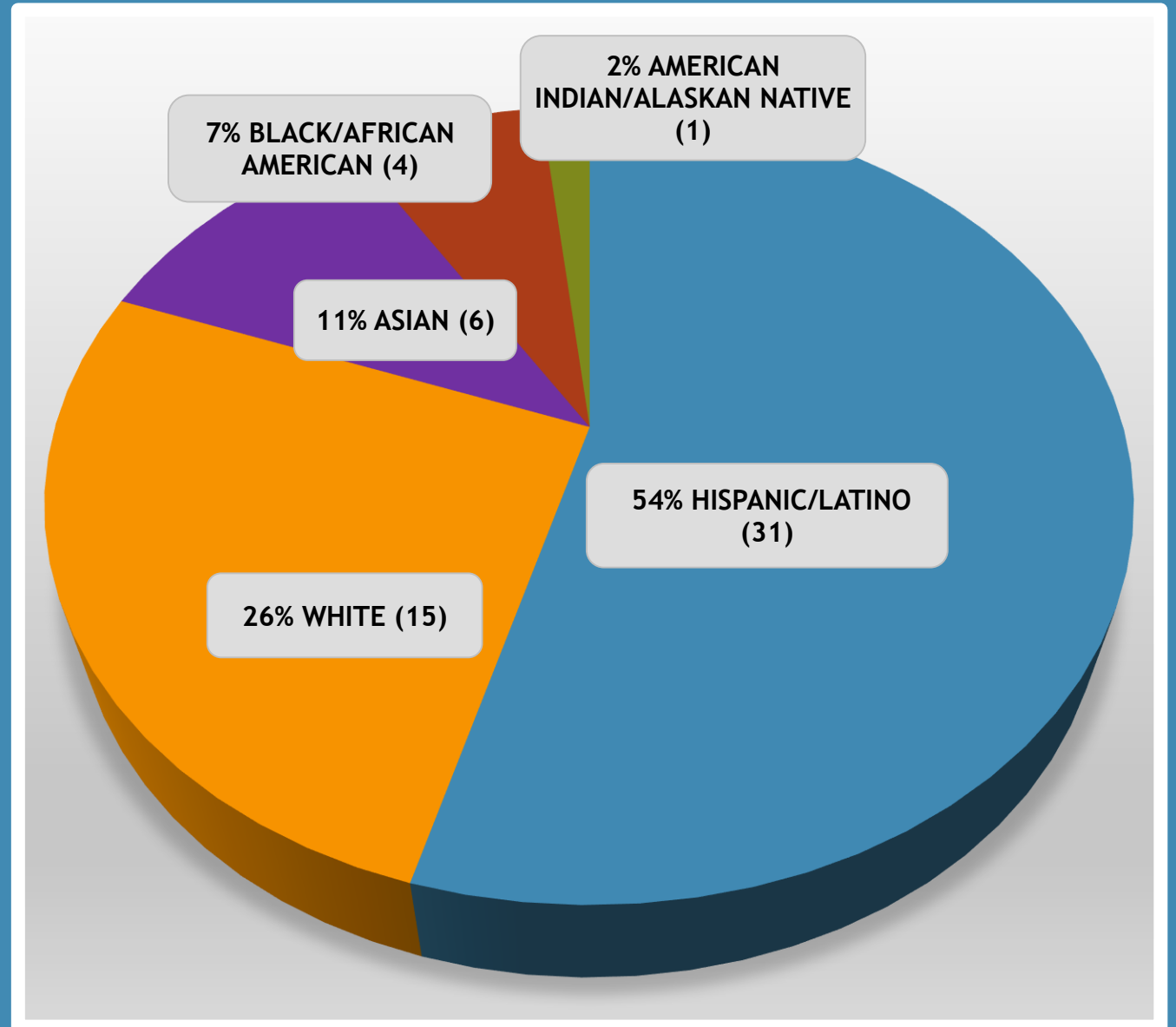
Staffing

- 62 FTEs:
 - 43 - Clerk-Recorder
 - 19 - Elections
- +100 Temporary Election Workers onsite in Elections Division
- +650-1,800 Voting Location Workers



Diversity & Inclusion

- 74% POC
- 74% Female
- Diverse Leadership
 - 43% Hispanic/Latino (2 males; 4 females)
 - 36% White (1 male; 4 females)
 - 14% Black/African American (2 females)
 - 7% Asian (1 female)

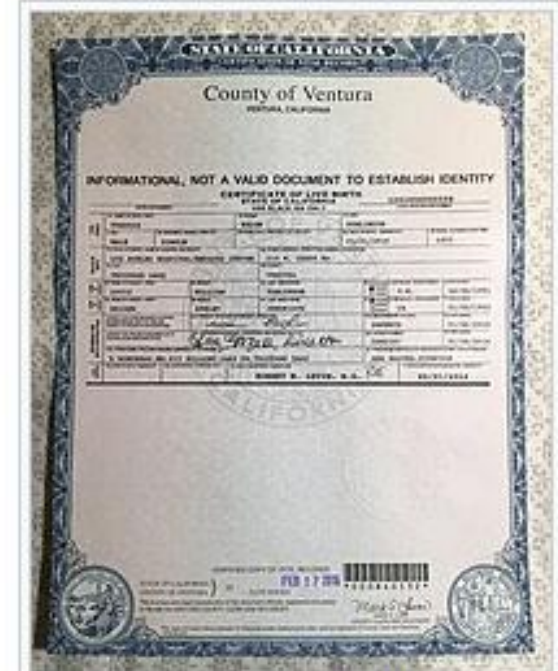


Preserving History – Protecting Democracy

United States [edit]

See also: *United States nationality law*, *Citizenship in the United States*, and *Birthright citizenship in the United States*

In the U.S., the issuance of birth certificates is a function of the vital statistics agency or equivalent of the state, capital district, territory^[107] or former territory of birth.^[108] Birth in the U.S. typically confers citizenship by birth (non-citizen nationality in *American Samoa*), so a U.S. birth certificate doubly serves as evidence of United States citizenship or non-citizen nationality. U.S. birth certificates are therefore commonly provided to the federal government to obtain a *U.S. passport*.^{[109][110]}



A California long-form certified copy of a certificate of live birth. This particular copy is for informational purposes only.

Clerk-Recorder 2020-21 Accomplishments



- Installed high-definition security camera systems to monitor both divisions of the County Clerk-Recorder's office.
- Significantly modified business operations to continue to serve the public remotely during the COVID-19 outbreak.
- Implemented a fully automated on-line appointment scheduling system which allows the public to schedule appointments for services in our office.
- Installed plexiglass barriers and other COVID-19 safety measures to protect staff and the public.

Clerk-Recorder 2020 Statistics

- Issued 3,556 marriage licenses (Ventura County residents only)
- Filed 4,485 Fictitious Business Name (FBN) Statements
- Registered 457 notary publics
- Performed 799 marriage ceremonies
- Sold 88 wedding rings
- Sold 24,094 Vital Records certified copies
- 42,000 pages of Official Record Copies requested
- Recorded 250,877 Official Record documents – 65% electronically

One Stop Wedding Shop

- Apply for a Marriage License;
- Purchase wedding rings;
- Have a wedding ceremony; and
- Receive a Certified Copy of your marriage license all in the same day!



Thousand Oaks Office

- Opened in 2016 after a successful pilot project with the Thousand Oaks City Clerk's office.
- Clerk-Recorder services provided:
 - Vital Records
 - Marriage Licenses
 - Wedding Ceremonies
 - Recording Services



FY 2021-22 Budget	Clerk-Recorder	Elections	Clerk-Recorder and Elections
Appropriations	\$6,373,204	\$5,009,767	\$11,382,971
Revenue	\$5,783,000	\$868,000	\$6,651,000
Net Cost	\$590,204	\$4,141,767	\$4,731,971

Fiscal Year 2021-22 Budget

FISCAL YEAR	TOTAL	COUNTY	CITIES
FY10/11	\$ 5,477,989.85	\$ 3,089,861.47	\$ 2,388,128.38
FY11/12	\$ 5,518,842.05	\$ 3,146,797.46	\$ 2,372,044.59
FY12/13	\$ 7,026,908.35	\$ 3,961,515.69	\$ 3,065,392.66
FY13/14	\$ 7,563,931.00	\$ 4,176,244.21	\$ 3,387,686.79
FY14/15	\$ 8,891,819.75	\$ 5,034,778.02	\$ 3,857,041.73
FY15/16	\$ 9,656,114.60	\$ 5,317,653.04	\$ 4,338,461.56
FY16/17	\$ 9,799,551.85	\$ 5,496,346.70	\$ 4,303,205.15
FY17/18	\$ 10,096,958.15	\$ 5,751,524.41	\$ 4,345,433.74
FY18/19	\$ 9,371,153.00	\$ 5,152,813.64	\$ 4,218,339.36
FY19/20	\$ 9,345,705.60	\$ 5,208,744.95	\$ 4,136,960.65
FY20/21	\$ 8,791,473.90	\$ 4,948,116.63	\$ 3,843,357.27
TOTAL	\$ 91,540,448.10	\$ 51,284,396.22	\$ 40,256,051.88

Key Programs and Revenue Sources: Documentary Transfer Tax

FISCAL YEAR	TOTAL	COUNTY-DISTRICT ATTORNEY (90%)	COUNTY-GENERAL FUND (10%)
FY10/11	\$ 266,140	\$ 239,526	\$ 26,614
FY11/12	\$ 303,750	\$ 273,375	\$ 30,375
FY12/13	\$ 1,016,245	\$ 914,621	\$ 101,625
FY13/14	\$ 1,009,054	\$ 908,149	\$ 100,905
FY14/15	\$ 1,107,638	\$ 996,874	\$ 110,764
FY15/16	\$ 1,076,060	\$ 968,454	\$ 107,606
FY16/17	\$ 1,177,259	\$ 1,059,533	\$ 117,726
FY17/18	\$ 906,727	\$ 816,054	\$ 90,673
FY18/19	\$ 729,144	\$ 656,230	\$ 72,914
FY19/20	\$ 1,240,189	\$ 1,116,170	\$ 124,019
FY20/21	\$ 1,387,516	\$ 1,248,764	\$ 138,752
TOTAL	\$ 10,219,722	\$ 9,197,749	\$ 1,021,972

Key Programs and Revenue Sources: Real Estate Fraud Advisory Team (REFAT)

FISCAL YEAR	TOTAL	STATE	COUNTY + Int.%
FY17/18	\$ 3,309,580.30	\$ 3,158,800.10	\$ 150,780.20
FY18/19	\$ 5,863,941.89	\$ 5,586,789.72	\$ 277,152.17
FY19/20	\$ 9,620,816.28	\$ 9,159,839.90	\$ 460,976.38
FY20/21	\$ 10,702,851.25	\$ 10,203,775.53	\$ 499,075.72
TOTAL	\$ 29,497,189.72	\$ 28,109,205.25	\$ 1,387,984.47

Key Programs and Revenue Sources: SB2: Building, Homes and Jobs Act

Elections Division Timeline

- 2012: Online voter registration was implemented, allowing voters to register from the comfort of their home.
- 2017: The Conditional Voter Registration program was instituted, allowing voters to register all the way up to and including Election Day.
- 2017: California's VoteCal system was implemented.
- 2019: Purchase a new and improved voting system. This system along with other procedural and technical improvements, allowed us to successfully conduct the November 3, 2020 Presidential Election.
- 2020: Conducted the first countywide all-mail ballot election using the "Voter's Choice Act" (Vote Center) model.

Elections Division 2020-21 Accomplishments

- Over 506,000 registered voters.
- 75% permanent Vote By Mail Voters.
- Increased the number of districts in the County by 52.7% due to many cities going from “at large” to district elections.
- Verified more than 170,000 signatures for various County, state and recall petitions.

November 3, 2020 Presidential Election

- Registered Voters: 500,442
- **Voter Turnout: 429,922 (85.91%)**
- In Person Voting Locations: 48
- Ballot Drop Boxes: 34
- **Vote By Mail Ballots Cast: 90%**
- Vote By Mail Ballots Received via Drop Box: 53%
- In Person Ballots Cast: 10%
- Temporary Election Workers Hired: 650



Partnerships

- General Services Agency
- Sheriff
- Fire Department
- County Executive Office
- Human Resources
- Auditor-Controller
- IT Services



COVID-19 Response/Impact

- Recording operations remained fully functioning and never closed.
- Changed business model, offering remote services and online appointments due to HOA closure.
- Office workspace enhancements and employee training for COVID prevention.
- 15% of staff have served as DSWs at some point during the period of March 2020 through April 2021.



Looking Forward

- Transition to Voter's Choice Act model?
- Record-breaking registration
- Volume of Vote By Mail Ballots
- Census Redistricting
- Upcoming elections:
 - Oxnard City Council (November 2, 2021)
 - Governor Recall (TBD, 2021)
 - Gubernatorial Primary (June 7, 2022)
- New Land Information System implementation
- Real estate market and recording uncertainties